

## Cyclopentadienylation of Polychloroprene

Béla Iván<sup>1\*</sup>, Joseph P. Kennedy<sup>1</sup>, Tibor Kelen<sup>2</sup> and Ferenc Tüdös<sup>2</sup>

<sup>1</sup>University of Akron, Institute of Polymer Science, Akron, Ohio 44325, USA

<sup>2</sup>Central Research Institute for Chemistry of the Hungarian Academy of Sciences, POB 17, 1525 Budapest, Hungary

### ABSTRACT

Polychloroprenes CR containing pendant cyclopentadiene Cp functions have been synthesized by treating the rubbers with dimethylcyclopentadienyl-aluminum  $\text{Me}_2\text{CpAl}$ . Optimum reaction conditions have been determined. Cyclopentadienylated polychloroprenes CR-Cp gelled on drying, however, the products became soluble upon treatment with strong dienophiles, e.g., maleic anhydride or dimethyl acetylenedicarboxylate. Evidently gelation is due to Diels-Alder addition of pendant Cp groups and may lead to thermally reversible networks.

### INTRODUCTION

Carbocationic cyclopentadienylation with  $\text{Me}_2\text{CpAl}$  of polymers containing labile (allylic, tertiary) chlorines, e.g., chlorinated butyl rubber, ethylene-propylene copolymer (KENNEDY and CASTNER 1979 a,b,c), PVC (IVÁN et al. 1979 a,b, 1980 a) has been shown to produce a series of unique materials. For example, cyclopentadienylated butyl rubbers have been demonstrated (KENNEDY and CASTNER 1979 a,b,c) to yield thermally reversible (remoldable) networks by Diels-Alder/retro-Diels-Alder reactions. As a continuation of these studies CR's have been cyclopentadienylated, cyclopentadienylation conditions have been optimized, and some crosslinking studies have been carried out to demonstrate the possibility of reversible Diels-Alder network formation with CR-Cp.

### EXPERIMENTAL

#### A. Materials

Two polychloroprene samples have been used. CR(D) is an experimental sample (No. 15894-79-2, obtained from E. I. DuPont de Nemours and Co.) having a Mooney viscosity  $\text{ML}_{100}^{2.5} \approx 25$  and  $\bar{M}_n = 1.03 \times 10^5$  by osmometry. Details of preparation have been described (IVÁN et al. 1980 b). CR(R) is a commercial polychloroprene, MC(30),

\*Visiting scientist; permanent address: Central Research Institute for Chemistry of the Hungarian Academy of Sciences, POB 17, 1525 Budapest, Hungary

from Rhone-Poulenc S.A.

Pure CR's are oxygen and light sensitive. Thus, purification of CR samples has been carried out under a dry nitrogen atmosphere in a stainless steel enclosure in glasswares covered by aluminum-foil. Samples were purified by repeated precipitations from dry methylene chloride into dry n-pentane.

The synthesis and purification of dimethylcyclopentadienylaluminum ( $\text{Me}_2\text{CpAl}$ ) has been described (KENNEDY and CASTNER 1979 b). Maleic anhydride (MA) (Aldrich) and dimethyl acetylenedicarboxylate (DMADC) (Aldrich) were used as received. Solvents were thoroughly dried and distilled before use.

### B. Procedures

Cyclopentadienylation experiments were carried out by adding  $\text{Me}_2\text{CpAl}$  dissolved in dry methylene chloride to CR in dry methylene chloride solution (2-3%CR by weight) under vigorous stirring in a stainless-steel enclosure under a dry nitrogen atmosphere. Reactions were quenched by prechilled methanol. Solid aluminum-containing residues were removed by filtration soon after quenching with methanol the cyclopentadienylation experiments.

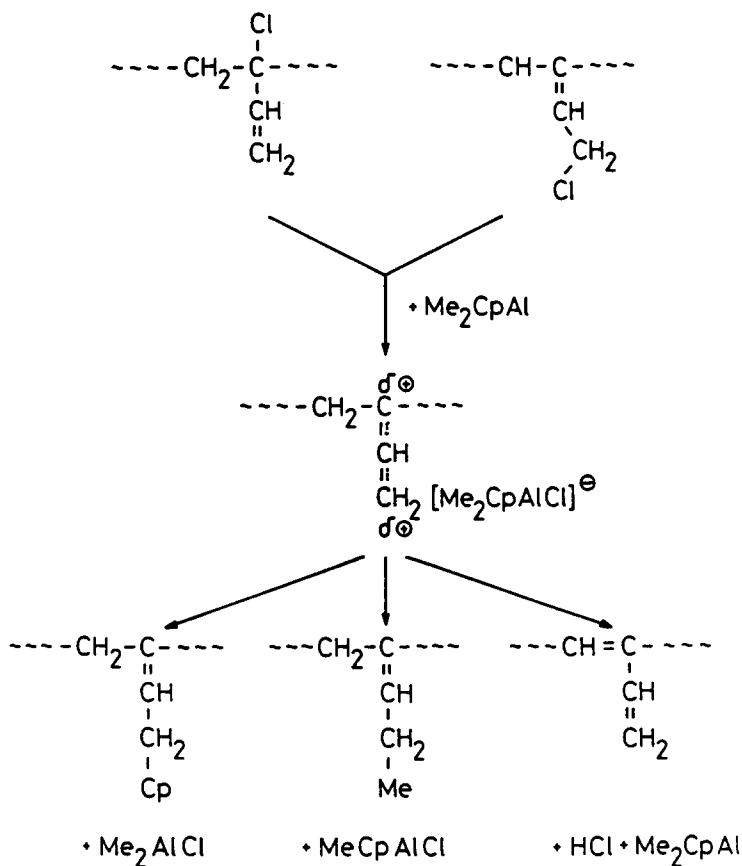
Cyclopentadienylated CR's (~1% polymer solution in THF or chlorobenzene) were refluxed with excess maleic anhydride or dimethyl acetylenedicarboxylate overnight under a dry nitrogen atmosphere.

Samples for thermal dehydrochlorination were prepared in form of thin films deposited on U-shaped glass tubes (6 mm id). The films were prepared by filling the tubes with  $\text{CH}_2\text{Cl}_2$  solutions of samples in the dry box, evaporating the solvent, and drying to constant weight (~0.02-0.03 g) under vacuum in the dark. The extent of dehydrochlorination was determined by using conventional conductivity measurements (TÜDÖS and KELEN 1973) of HCl solutions. The technique has been described in detail (IVÁN et al. 1980 b).

## RESULTS AND DISCUSSION

### A. Cyclopentadienylations

CR contains two types of allylic chlorines  $-\text{CH}_2\overset{\cdot}{\text{C}}(\text{Cl})(\text{CH}=\text{CH}_2)$  and  $-\text{CH}_2\overset{\cdot}{\text{C}}=\text{CHCH}_2\text{Cl}$ , and two types of vinylic chlorines  $-\text{CH}_2\overset{\cdot}{\text{C}}(\text{Cl})=\text{CHCH}_2-$  and  $-\text{CH}_2-\overset{\cdot}{\text{C}}(\text{Cl})(\text{CH}=\text{CH}_2)$  (COLEMAN et al. 1977, COLEMAN and BRAME 1978). On the basis of experience with similar systems (KENNEDY and CASTNER 1979 a,b,c,) we expected only the allylic chlorines to react with  $\text{Me}_2\text{CpAl}$ . The scheme below shows the proposed path of cyclopentadienylation of CR with  $\text{Me}_2\text{CpAl}$ .



Detailed experiments have been carried out to determine the extent of cyclopentadienylation and optimum cyclopentadienylation conditions.

The extent of cyclopentadienylation was obtained by determining by thermal dehydrochlorination the difference of the extent of  $\text{HCl}$  evolved from virgin and  $\text{Me}_2\text{CpAl}$  treated CR's. If dehydrochlorination is carried out to a sufficient extent, this difference is a quantitative measure of allylic chlorines reacted during  $\text{Me}_2\text{CpAl}$ -treatment. It is assumed that  $\text{Me}_2\text{CpAl}$  cyclopentadienylates only allylic chlorines, and that side reactions such as methylation and/or deprotonation shown in the Scheme are absent, thus the difference is also a measure of the extent of cyclopentadienylation.

Figure 1 shows the results of two dehydrochlorination experiments. The control curve reflects  $\xi_{\text{HCl}}$  as a function of time of purified virgin CR, whereas curves 1 and 2 show the same for CR's treated with  $\text{Me}_2\text{CpAl}$  ( $R = \text{Me}_2\text{CpAl}/\text{CR} = 0.06$ , where CR = number of repeat

units in CR) at  $-40^{\circ}$  for 5 and 30 mins, respectively. The kinetics of CR dehydrochlorination as revealed by the shape of these curves has been analyzed (IVÁN et al. 1980 b, KENNEDY et al. 1980) and according to these studies the first rapid phase of HCl loss is due exclusively to the presence of allylic chlorines whereas the later relatively slower steady HCl loss phase mainly reflects the rate of dehydrochlorination due to vinylic chlorines in CR. Importantly, the slopes of the slow HCl loss phases are parallel for the control and  $\text{Me}_2\text{CpAl}$ -treated samples indicating identical HCl loss kinetics during the later stages of these experiments. Thus the labile allylic chlorines consumed by  $\text{Me}_2\text{CpAl}$  may be obtained by determining the difference in  $\xi_{\text{HCl}}$  versus time plots,  $\Delta\xi_{\text{HCl}}$ , between control and  $\text{Me}_2\text{CpAl}$ -treated samples:

$$\Delta\xi_{\text{HCl}} = \xi_{\text{HCl, untreated}} - \xi_{\text{HCl, Me}_2\text{CpAl-treated}}$$

At longer dehydrochlorination times  $\Delta\xi_{\text{HCl}}$  becomes horizontal and the concentration of allylic chlorines lost by cyclopentadienylation  $\Delta$  can be obtained by extrapolation to the ordinate (dotted lines) as shown by lines  $1\Delta$  and  $2\Delta$  in Figure 1.

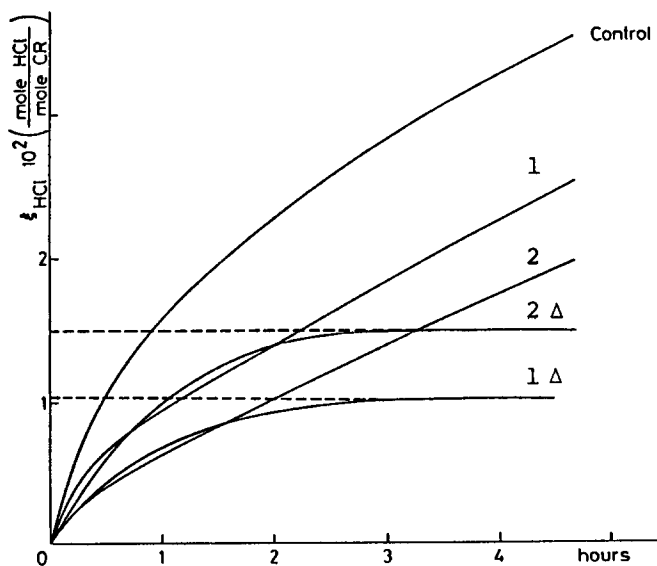


Figure 1. Extent of HCl loss as a function of time for untreated CR,  $\text{Me}_2\text{CpAl}/6/-40/30$  (2) and  $\text{Me}_2\text{CpAl}/6/-40/5$  (1) samples, and the differences.

By the use of this dehydrochlorination method recently we determined that the labile chlorine concentration in CR(D)  $[Cl_L]$  is 1.59 mole % (IVÁN et al. 1980 c).

The ratio  $\Delta/[Cl_L]$  i.e., the labile allylic chlorines consumed by  $Me_2CpAl$  treatment over the total quantity of labile chlorines in CR, is a valuable measure of the extent of cyclopentadienylation. Series of detailed experiments have been carried out to determine the effect of  $Me_2CpAl$  concentration, temperature and time on  $\Delta/[Cl_L]$ . Figures 2-4 show the results.

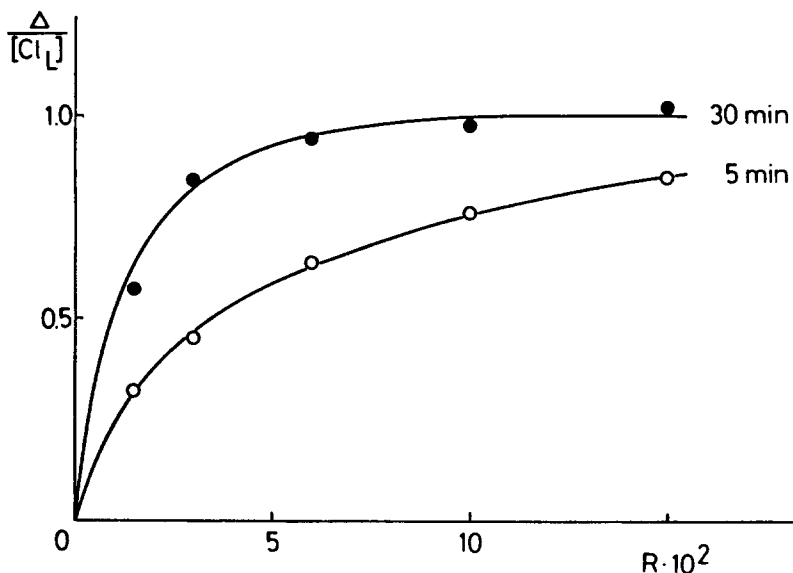


Figure 2.  $\Delta/[Cl_L]$  as a function of  $Me_2CpAl/CR$  ratio for CR's treated for 5 and 30 minutes at  $-40^\circ C$ .

According to the data in Figure 2 increasing  $Me_2CpAl/CR$  increases the extent of cyclopentadienylation and the reaction is complete with  $Me_2CpAl/CR = 0.10$  after 30 mins at  $-40^\circ C$ . Evidently, cyclopentadienylation is incomplete even with  $Me_2CpAl/CR = 0.15$  when the reaction time is reduced to 5 mins.

According to the data in Figure 3, increasing the temperature increases the cyclopentadienylation extent in experiments carried out for 30 and 5 mins ( $Me_2CpAl/CR = 0.10$ ). Cyclopentadienylation is essentially complete at or above  $\sim -40^\circ C$  for samples treated for 30 mins. However, the yield is  $< 90\%$  even at  $-10^\circ$  after only 5 mins of treatment with  $Me_2CpAl$ .

According to the data in Figure 4, cyclopentadienylation extent increases rapidly with the time and the reaction becomes essentially complete after  $\sim 35$  mins at  $-40^\circ C$  with  $Me_2CpAl/CR = 0.1$ .

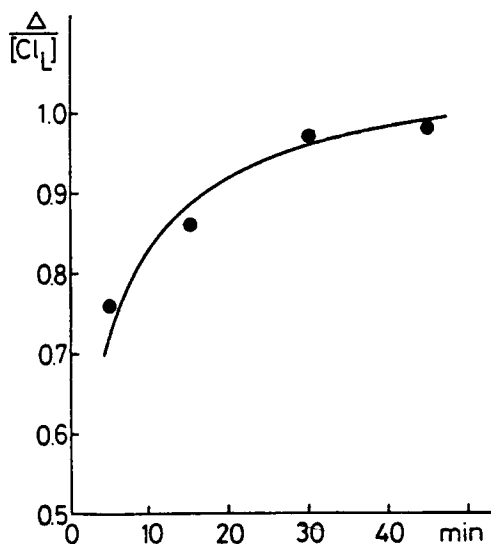


Figure 3.  $\Delta/[Cl_L]$  as a function of temperature for CR's treated with  $Me_2CpAl$  ( $R=0.1$ ) for 5 and 30 minutes.

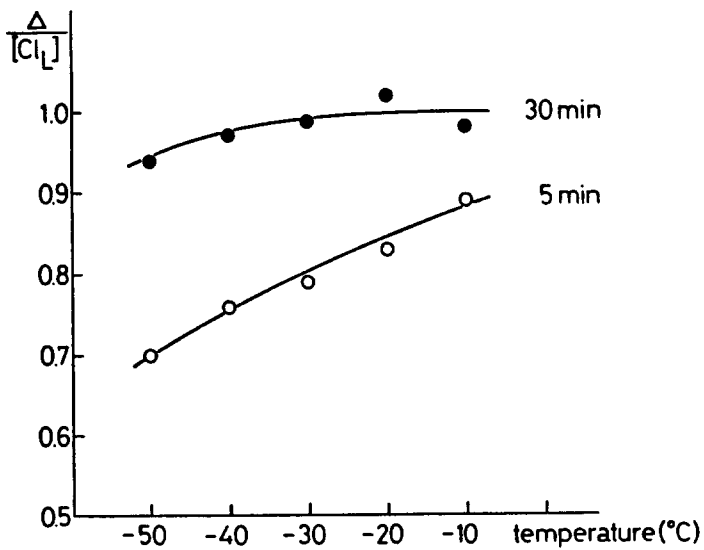


Figure 4.  $\Delta/[Cl_L]$  as a function of time for CR's treated with  $Me_2CpAl$  ( $R=0.1$ ) at  $-40^\circ C$ .

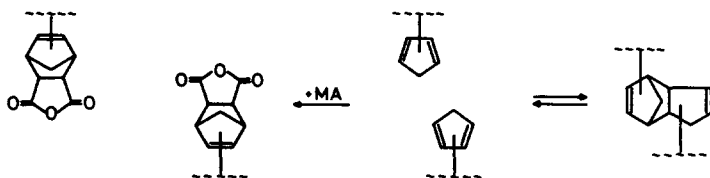
In sum, in line with these data allylic chlorines in CR can be exhaustively cyclopentadienylated with  $\text{Me}_2\text{CpAl}$  and essentially complete reactions can be readily achieved by the use of  $\text{Me}_2\text{CpAl/CR} \sim 0.1$ , after  $\sim 35$  mins at or above  $-40^\circ\text{C}$ .

#### B. Diels-Alder Crosslinking of Cyclopentadienylated CR's

Guided by the above findings, larger amounts of cyclopentadienylated CR's have been synthesized for crosslinking (gelation) studies. Cyclopentadienylations of CR(D) and CR(R) have been carried out at  $\text{Me}_2\text{CpAl/CR} = 0.1$  for 30 mins at  $-40^\circ\text{C}$  as described in Experimental.

Both CR's behaved quite similarly. The cyclopentadienylated rubbers were soluble in  $\text{CH}_2\text{Cl}_2$  immediately after reactions. However, gelation occurred after storage for 2-3 days at room temperature in vacuum in the dark. None of the cyclopentadienylated CR samples dissolved completely in THF or benzene; the cyclopentadienylated CR(D) and CR(R) gave 77 and 80% sol fraction in THF, respectively. Similar phenomena have been observed with cyclopentadienylated chlorobutyl rubber (KENNEDY and CASTNER 1979 a,c).

Significantly, the gelled CR-Cp systems became soluble upon the addition of strong dienophiles, such as MA and DMADC. Thus dissolution ensued upon the addition of excess amounts of MA and/or DMADC to swollen CR-Cp gels in refluxing THF and/or chlorobenzene diluents. Evidently gelation during the drying of these CR-Cp's is not due to undesirable permanent network formation but to Diels-Alder addition between pendant Cp groups. Strong dienophiles capture the free Cp functions, permanently remove them from the Diels-Alder/retro-Diels-Alder equilibrium and thus effect dissolution:



Cyclopentadienylated CR's may yield thermally reversible networks and may lead to numerous other valuable derivatives.

## ACKNOWLEDGEMENT

The authors gratefully acknowledge financial assistance by the Institute for Cultural Relations, Hungary and the National Science Foundation (Int-78-27245), U.S.A. Mr. D. Kotchounian's cooperation during this research is also acknowledged.

## REFERENCES

- M.M. COLEMAN, D.L. TABB, and E.G. BRAME, Jr., Rubber Chem. Tech., 50, 49 (1977)
- M.M. COLEMAN and E.G. BRAME, Rubber Chem. Tech., 51, 668 (1978)
- B. IVÁN, J.P. KENNEDY, T. KELEN and F. TÚDÓS, Polymer Bulletin, 1, 415 (1979a)
- B. IVÁN, J.P. KENNEDY, T. KELEN and F. TÚDÓS, Polymer Preprints, 20(2), 439 (1979b)
- B. IVÁN, J.P. KENNEDY, T. KELEN and F. TÚDÓS, J. Polym. Sci., Polym. Chem. Ed., in press (1980a)
- B. IVÁN, J.P. KENNEDY, S.S. PLAMTHOTTAM, T. KELEN and F. TÚDÓS, J. Polym. Sci., Polym. Chem. Ed., in press (1980b)
- B. IVÁN, J.P. KENNEDY, T. KELEN and F. TÚDÓS, Polymer Bulletin, 2, 461 (1980c)
- J.P. KENNEDY and K.F. CASTNER, U.S. Patent, 4, 138, 441 (to J.P. Kennedy and K.F. Castner) Feb.6, 1979a
- J.P. KENNEDY and K.F. CASTNER, J. Polym. Sci., Polym. Chem. Ed., 17, 2039 (1979b)
- J.P. KENNEDY and K.F. CASTNER, J. Polym. Sci., Polym. Chem. Ed., 17, 2055 (1979c)
- J.P. KENNEDY, S.S. PLAMTHOTTAM and B. IVÁN, to be published (1980)
- F. TÚDÓS and T. KELEN, Macromolecular Chemistry - Vol.8, K. Saarela, ed, Butterworths, London (1973), pp.393.

*Received July 22, 1980*